



Lights | Remote Heads | Exit Signs | EM-Drivers | Outdoor
LED Emergency Series



More Choices for **More Applications**

EML1 LED Emergency Light

The EML1 LED emergency light combines a low-profile, contemporary design in an affordable package. The EML1 Series is available in white and offers universal mounting, a test button with AC indicator, damp location listing, and a remote capable option. With fully adjustable heads, the EML1 Series complements any design application.

Construction

Injection molded thermoplastic ABS housing.
UL-94 V-0 Flame rating - Flame Retardant
Adjustable heads for aiming light where required
Head tilt: +25°/-90°
Head rotation: 330°
Operating temperature: 32°F - 104°F (0°C - 40°C)

Optical System

Precision engineered Prismatic Lens

Electrical

Input power 1.15W at 120/277
Remote output power 2.4W at 3.6VDC
Supports up to four (4) 3.6VDC NICOR remote lamps (see compatibility chart on specsheet)
Minimum 90 minute capacity (including remote heads)

Mounting and Installation

Easy installation into a standard junction box or conduit
Universal mounting plate with EZ quick connect
Damp location rated

Listings

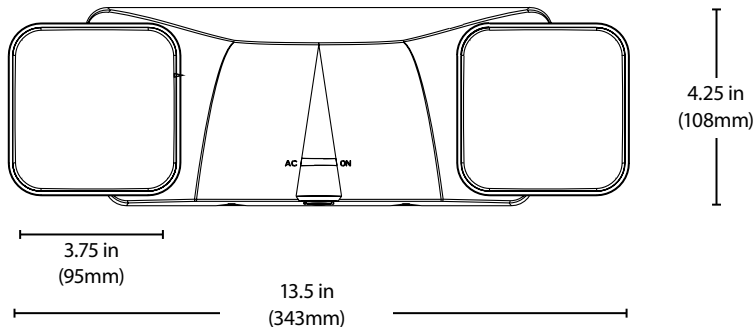
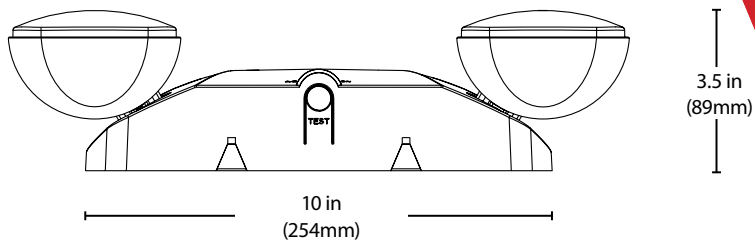
Meets FCC Part 15, Subpart B, Class B standards for conducted and radiated emissions

Finish


White unpainted ABS Plastic



Compatible with remote heads: ERH1|2 & ERHWP 1|2



Product Information	
Input Voltage (VAC)	120/277
Power Draw (W)	1.15
Delivered Lumens (Lm)	188
System Efficacy (Lm/W)	165.5
Correlated Color Temp (K)	6000K
Color Rendering Index (CRI)	83
Emergency Operation	Minimum 90 Minutes



+25°/-90° TILT WITH 330° ROTATION

Applications



The EML series can be installed in many applications such as hallways, hospitals, schools, restaurants, event venues and more.

Installation



Easy installation with standard 120/277 hook up. Universal mounting plate with EZ connects also available to help with simpler installation.

With fully adjustable heads the EML1 can accommodate any application for the best lighting in emergency situations.



EML Ordering Information				
Series	Version	Voltage	Housing Color	Remote head Option
EML1	10 (1.0)	UNV (120/277VAC)	WH (white)	BLANK (non-remote)
				R (remote head capable)

Warehouse Locations

Albuquerque, NM
Atlanta, GA
Detroit, MI
Houston, TX
Indianapolis, IN

Lombard, IL
Miami, FL
Syracuse, NY
Van Nuys, CA

T 800.821.6283

F 800.892.8393

www.nicorlighting.com

2200 Midtown Pl. NE
Albuquerque, NM 87107 USA



LIT-EMFB-10PK

©2019 NICOR® • ALL RIGHTS RESERVED



NICOR®  **LED**